

Patients Benefit from Support Given to Head and Neck Cancer Program

SINCE ITS INCEPTION IN 1987, Yale's Head and Neck Program has followed a team approach to patient care and cancer cure with interdisciplinary services and state of the art treatment. Clarence T. Sasaki, MD, Chief of the Section of Otolaryngology at Yale-New Haven Hospital and the Charles W. Ohse Professor of Surgery at the Yale University School of Medicine leads the program. Sasaki, an international leader in the field of head and neck cancer, has built the program with additional staff, patient friendly resources, and novel techniques in the treatment of head and neck cancer.

"Dr. Sasaki was tremendous. We were so very well pleased with his care for my father," Dr. Carmen Balzano, an internist in the New Haven area praised. Dr. Balzano's father was diagnosed with squamous cell carcinoma, "he gave us hope while being honest and explaining everything thoroughly to both my father and our family," Balzano continued.

The sixth most common cancer in the world, with 500,000 new patients diagnosed annually, head and neck cancer has a low overall five-year survival rate of 52%. The effects of cancer are devastating and debilitating to every cancer patient; with loss of or altered speech and swallowing or possible deformities left on the face and neck, head and neck patients suffer severe emotional reactions. Although the past 30 years have not seen significant increases in the overall survival rate for patients, there have been brilliant advances in quality of life for patients with the development of minimally invasive treatment techniques for head and neck cancer. *continued on page 3*



Above Dr. Clarence T. Sasaki in the Operating Room at YNH.

Lannin Strives for Coordinated Breast Care at Yale



Above Dr. Donald R. Lannin, Director of the Yale Breast Care Center.

Yale Cancer Center and the Department of Surgery recently welcomed Donald R. Lannin, MD, FACS as Executive Director of the Yale Comprehensive Breast Care Center. Dr. Lannin directed the breast center at East Carolina University for twenty years and the Leo W. Jenkins Cancer Center for ten years before coming to Yale. He is an experienced breast surgeon and researcher and was one of the first physicians to perform sentinel node biopsies in the country.

Dr. Lannin and his colleagues are enthusiastically preparing for the December 2002 opening of the Yale Breast Care Center on the first floor of the Yale Physician's Building at 800 Howard Avenue. The center will be led by Dr. Lannin and will include medical oncology, radiation, pathology, surgery, and an increased mammography and ultrasound area. "We are working to develop a cooperative clinical breast center focusing on patient friendly services," Lannin said. The coordination of breast care services will make it easier for patients to receive comprehensive care, while allowing them to remain in one facility at the Yale Medical Center.

The majority of patients seen in a breast center do not have cancer; they are treated for benign problems or are high-risk patients in need of regular screening.

"There are many fears and worries associated with breast cancer, we are hoping to educate the patient and alleviate the worries," Lannin explained. Lannin hopes to decrease waiting time for test results with extensive coordination between the surgery and radiology departments. He is also working to create a plan so that patients can be scheduled to see all specialists in one visit to the Breast Care Center by providing synchronized clinical care.

Dr. Lannin brings to Yale a strong interest in providing breast cancer and screening education to the public, primarily to minorities. He created the East Carolina Breast Cancer Awareness Program in an effort to educate minority populations by studying their cultural beliefs and misconceptions. Lannin hopes to replicate this program in the New Haven area and will eventually look to study the cultural differences between rural and urban minority populations in relation to breast cancer.

"There is a lot of possibility for collaboration with basic science researchers here at Yale for further investigation into breast cancer, I am excited to be able to explore those avenues," Lannin said.

The Breast Care Center is scheduled to be completed by the beginning of 2003. Dr. Lannin can be reached at (203) 785-2563.



U.S. News & World Report has recognized Yale-New Haven Hospital in its annual ranking of America's Best Hospitals. Ranked in 12 of 17 specialties, Yale-New Haven ranked 27 for cancer services among the best cancer centers in the nation. For more information, please refer to <http://www.usnews.com/usnews/nycu/health/hosptl/tophosp.htm>

STAFF BRIEFS

The American Head and Neck Society has given a Presidential Citation to **Stephan Ariyan, MD** for his description of the pectoralis flap, which led to the beginning of the modern era of reconstructive head and neck surgery.

Kelly Bozzuto has been named Special Events Manager for Yale Cancer Center.

The **Cancer Genetic Counseling** Office welcomes **Amy Hayden** as Office Manager. Amy earned her B.A. in English from the University of Vermont and will soon begin graduate studies at the Yale University School of Ministry.

The APEX (Awards for Publications Excellence) Awards Committee gave an Award of Excellence to **The Cancer Journal** for excellence in graphic design, editorial content, and overall communications excellence. **Dr. Vincent T. DeVita, Jr.**, Director of Yale Cancer Center, serves as Editor-in-Chief of the Journal.

The **Department of Internal Medicine** has promoted faculty in the section of Medical Oncology at Yale Cancer Center. The following promotions were announced: **Dennis Cooper, MD**, Professor of Internal Medicine, **Michael DiGiovanna, MD, PhD**, Associate Professor of Internal Medicine, and **Gina Chung, MD** Assistant Professor of Internal Medicine.

Dr. Vincent T. DeVita, Jr. has been elected to the **European Academy of Sciences** for his "outstanding and lasting contribution to cancer research and medical education." The Academy's mandate is to promote peace and technological developments and to facilitate collaboration between scientists.

Dr. Peter M. Glazer has been named Chairman of the Department of Radiology.

The Yale Breast Care Center welcomes **Elsbeth Knill-Selby, RN, OCN** as a nurse practitioner in their clinic. Knill-Selby was formerly a research nurse with Yale Cancer Center's Clinical Trials Office.

Dr. Carol Lee, Associate Professor, Diagnostic Radiology, has been named Section Chief of the Mammography Center.

Dr. Charles J. Lockwood has been named the Chair of the Department of Obstetrics and Gynecology.

The **Lymphoma Research Foundation** awarded **Paola Fartugno, PhD** a one-year fellowship to support her studies in Lymphoma titled, "Role of Survivin in Lymphomagenesis."

Yale CANCER CENTER

Director
Vincent T. DeVita, Jr., M.D.

Deputy Director, Administration
Lauren E. Hackett

Associate Director,
Development and Community Affairs
Judith Winslow

Editor
Renee Moore

Design
Beth Crowell / Cheung/Crowell Design

Yale-New Haven Hospital
Yale University School of Medicine
P.O. Box 208028
New Haven, CT 06520-8028
www.yalecancercenter.org



A Comprehensive Cancer Center
Designated by the National Cancer Institute

Ted Mann Lectures Recognize Janeway's Contributions to Immunology

DR. CHARLES JANEWAY, JR. has spent the last twenty-five years studying the immune system at Yale University School of Medicine as a Howard Hughes Medical Institute Investigator. Many have described his contributions to the field of immunology as "immeasurable," to wit, Dr. Janeway jokes, "if it isn't measurable, it doesn't exist." In a recent introduction, Dr. Vincent T. DeVita, Jr., Director of Yale Cancer Center, said in response, "his contributions are highly significant, it is the true impact that is not yet fully measured."

Dr. Janeway is an internationally recognized immunologist whose numerous publications, awards, and presentations over the past twenty-five years have unlocked the field of innate immunology.


Yale Cancer Center has recently named the Dr. Charles Janeway, Jr. Lecture Series in Tumor Immunology to recognize Dr. Janeway for his contributions to Yale Cancer Center and the field of immunology. Dr. Janeway has chosen all of the speakers in the series from an assuredly long list of respected friends and colleagues he has met throughout his career.

Dr. Janeway is widely recognized for his hypothesis and subsequent proven theory of innate immunity. The field of immunology consisted of the study of purely adaptive immunity in the mid 1980s. "I felt very strongly that something was missing," Janeway explained. In 1989, in an introductory essay for the Cold Spring Harbor Symposium titled, *Approaching the Asymptote? Evolution and Revolution in Immunology*, Dr. Janeway revolutionized the field of immunology with the revelation of the idea of innate immunology.

Innate immunity distinguishes self from non-self using receptors and signaling systems to provide pre-existing host defense against infections, which produce an immediate maximal antigen-independent response. Using pattern recognition derived from molecular patterns, the innate immune system responds to pathogen challenge. It is the response by the innate immune system, which ultimately triggers an adaptive immune response in vertebrates. Adaptive immunity is characterized by its immunologic memory, it enables us to remember pathogens that we have resisted and therefore allows us to immunize against detrimental pathogens making vaccines successful.

After having proven and defined innate immunity with the help of Ruslan Medzhitov, a post-doctoral fellow in his laboratory, Dr. Janeway has once again turned his focus to the mechanisms of adaptive immunity. He is currently studying the adaptive immune system and its relationship to autoimmune diseases, specifically diabetes and multiple sclerosis.

"I envision that in the near future we will be able to treat all autoimmune diseases by inducing suppressor T-Cells in children; I see it as being as easy as applying a strip of antigens to the forearm of a child," Janeway explained. Although the goal of creating a vaccine for cancer is far off, it is probable that the vaccine would be created in the same manner, as a cocktail of cancer antigens using Toll ligands or dendritic cells coated with peptides from various types of tumors, which would be given to prepare the body to fight off cancer.



Above Dr. Vincent T. DeVita, Jr., Director of Yale Cancer Center, Dr. Lorenzo Moretta, and Dr. Charles Janeway, Jr.

The Ted Mann Lecture Series Honoring Dr. Charles Janeway, Jr.

June 25, 2002

Natural Killers Cells and Their Receptors
Lorenzo Moretta, MD
Research Director, Giannina Gaslini Pediatric Institute
Professor of General Pathology
University of Genova
Genova, Italy

September 17, 2002

Vaccines for the Future
Hans Wigzell, MD, PhD
Professor, Department of Immunology
President of Karolinska Institutet
Stockholm, Sweden

October 8, 2002

Making T Cells Work for Therapy of Human Diseases
Phillip D. Greenberg, MD
Professor of Medicine, Division of Oncology

Professor of Immunology and Director
of Immunology Program
Center for AIDS Research
University of Washington School of Medicine

October 22, 2002

Allo Antigens for Tumor Specific Immunotherapy
Elsa A. J. M. Goulmy, PhD
Professor, Department of Immunohematology
and Blood Transfusion
Leiden University Medical Center
The Netherlands

November 12, 2002

Monoclonal Antibody Therapy of Lymphoma: Does it Work and How Does it Work?
David G. Maloney, MD, PhD
Associate Professor of Medicine, Division
of Oncology
University of Washington

Research

Rowland Joins National Dialogue on Cancer

CONNECTICUT GOVERNOR JOHN G. ROWLAND recently joined a nationwide effort to overcome cancer by accepting membership as a collaborating partner of the National Dialogue on Cancer. Rowland will serve as the Co-Chair, along with Governor Roy Barnes of Georgia, of the committee on state cancer plan initiatives. Governor Barnes is nationally recognized for creating the Georgia Cancer Coalition (GCC) funded substantially with tobacco settlement monies, which are expected to be between \$300-\$400 million over the next 5-7 years in that state. The GCC focuses on strengthening the cancer services, education, and research available in Georgia. The NDC has made a goal that all states and territories will have implemented a state cancer plan by 2003.



Left Governor John G. Rowland, CT Commissioner of Health, Dr. Joxel Garcia, and Former President George Bush, Co-Chair of the National Dialogue on Cancer. **Above** Former President George Bush with Paula Zahn, CNN News Anchor and Yale Cancer Center Director's Advisory Board Member



Richard Lubrant

The National Dialogue on Cancer is Co-Chaired by Former President George Bush and Mrs. Bush; Senator Dianne Feinstein serves as Vice-Chair. Yale Cancer Center Director, Vincent T. DeVita, Jr., MD also serves on the NDC along with YCC Advisory Board Member Paula Zahn of CNN News. Members of the National Dialogue on Cancer include leaders of national cancer organizations, agencies, and institutions, as well as government officials.

Earlier this year, Connecticut's cancer plan was completed by the Cancer Consortium for the State of Connecticut, which includes Yale University, the University of Connecticut, the State Department of Public Health, the American Cancer Society, and the Connecticut Medical Society under the leadership of Dr. Ruth McCorkle, Director for Cancer Control and Dr. Susan Mayne, Associate Director and senior leader of Yale Cancer Center Cancer Prevention and Control Program. The plan, which was submitted to Governor Rowland's office, coordinates efforts to reduce the burden of cancer through screening and research goals, prevention and control services, policy development, and regulatory measures. The NDC is pledging to help all states compile similar plans to create a nationwide campaign in the battle against cancer.

community

continued from page 1, *Head and Neck Cancer*

The Head and Neck Program at Yale-New Haven Medical Center is a forerunner in both developing treatment options and caring for patients. Using funding secured from the Yale-New Haven Hospital and Yale School of Medicine's Clinical Program Development Fund in 2002, Sasaki has developed a more comprehensive program focusing on patients' needs. "We are working to take care of our patients the way they deserve to be cared for," Kari Coyle, Section Administrator explained. Marci Jasinski, a patient advocate, has been hired to assist the Head and Neck Program team in response to this initiative. The advocate is available to help patients schedule appointments, work with their insurance companies to create a one-on-one contract ensuring proper coverage for the patient's care, to answer any questions that arise, and if necessary assist in making travel arrangements for patients and their families.

The Head and Neck Tumor Board sees all newly diagnosed or patients with re-occurring cancer during their initial appointment. The Tumor Board includes physicians from various disciplines and allows them to examine the patient as well as read through their chart before cumulatively deciding on the best course of treatment. "It allows the patient to benefit from the expertise of all disciplines during one appointment," Shelley Jolie, RN, the nurse coordinator for the program said.


Both Jolie and Coyle are currently working on phase two of the Program's website to further enhance the information available to the patients and families. "We want to make sure patients understand every aspect of their care and are able to access the information at their leisure from their home so that there are no surprises," Jolie explained. The education portion of the website will include information regarding individual procedures and will answer questions on symptoms, preparation for surgery, and rehabilitation options.

The patient-friendly focus of the Head and Neck Program is demonstrated with the clinical initiatives recently brought to Yale by Sasaki and his team. Using laser microsurgery for laryngeal cancer, Dr. Sasaki has taken technology developed in Germany and introduced it to patients here at Yale. Its proven track record of comparably low recurrence rates, excellent survival rates, and reduced healing time has given a brighter outlook to laryngeal cancer patients. Bruce Berman, a patient of Dr. Sasaki's who underwent laser microsurgery to remove part of his larynx in August, spoke very highly of Dr. Sasaki and his team. "I owe everything to Dr. Sasaki and his skill, less than a

Defying the Odds

Defying the Odds is the autobiography of Marcia Israel-Curley, a Yale Cancer Center Advisory Board member and two-time cancer survivor. Mrs. Israel-Curley was the founder of Judy's, a retail fashion institution, which began with one tiny store in LA in 1948 and grew to a major public company with 104 stores and over 2,000 employees when it was sold in 1989. Judy's was the first American store marketed to the fashion style of teenage and young women. Mrs. Israel-Curley is one of America's first female entrepreneurs with large-scale success. The drive and motivation that contributed to her success in business translated into a positive attitude helping to make her a two-time breast cancer survivor.

Marcia Israel-Curley lives in Los Angeles and New York City with her husband, Jim Curley. Mrs. Israel-Curley supported the Marcia Israel Laboratory for the Earlier Detection of Breast Cancer, which was established in 1999 at Yale Cancer Center.



month later I am virtually 100% recovered and eating regular foods," Berman explained.

In addition, Dr. Yung Son and Dr. James Alex have introduced new initiatives intended to minimize loss of function and increase cure rates for head and neck cancer patients. Dr. Son has combined brachytherapy with external beam radiation therapy for treatment of cancer of the oropharynx and hypopharynx. Both have shown dramatic increases in two-year survival rates, at 70% and 90% respectively. Dr. Alex is currently working to develop the use of sentinel node radiolocalization in head and neck squamous cell carcinoma to reduce the need for prophylactic neck dissection when the sentinel node is biopsy negative. The work of both Dr. Son and Dr. Alex is supported in part by the Clinical Program Development Fund initiative. In 1978, Dr. Sasaki introduced a radically new form of neck dissection called the Functional Neck Dissection. This surgical procedure, learned when he served a fellowship with Professor Ettore Bocca of Milan, Italy, spares vital nerves, muscles, and vessels while removing cancer-

continued on page 4

Bristol-Myers Squibb Summer Science Internship: A Rewarding and Challenging Experience

Community

WHILE MANY HIGH SCHOOLS STUDENTS spend their summer hanging out with their friends, life guarding at a beach, or in another part-time position, four Wallingford High School students chose to spend it in research laboratories through Bristol-Myers Squibb's Summer Science Internship Program. The program, which is in its 16th year, matches students in their junior and senior years from each of the two Wallingford public high schools with a researcher affiliated with Yale Cancer Center for a summer of learning and hands on experience. "It's a win-win program, the students gain valuable experience while the research laboratories benefit from their hard work and huge contributions," Bonnie King, PhD explained. Dr. King has mentored a student for the past three summers; DeVika Dhandapani, an incoming senior at Mark T. Sheehan High School finished up her summer in King's lab in late August.

Dhandapani began her research under King's direction doing experiments to optimize the isolation of breast cancer cells from breast fluids. She admitted the method of altering variables to optimize the separation of the cells was frustrating at first but felt accomplished when a good result was ultimately identified. Dhandapani then moved on to work with FISH (fluorescence in situ hybridization) analysis, a technique used to measure genetic abnormalities in


breast cancer cells. Eventually she was able to teach the procedure to graduate students, surely a source of pride for a high school student. Due to her work with the FISH analysis, Dhandapani will be listed as a co-author on an upcoming manuscript.



Jerry Domian

Down the hall from King and Dhandapani, Alberto Distefano was working with Dr. Michael Stern in his genetics laboratory. Distefano is majoring in biology at UCONN and graduated in June from Sheehan High School. "This summer has helped me confirm my choice to focus on biology in school, it was a really rewarding experience," he explained. Distefano examined the signaling pathways of nematodes to study the development of new cells. Using mutagenesis, or the altering of genes, Distefano tracked the changes in the worm using fluorescent markers. He worked closely with several graduate students while Stern, rounding out his summer experience, mentored him.

"This summer was such a great opportunity for me, definitely a wonderful experience. I would like to thank Dr. King for being so patient with me, she is a wonderful mentor," Dhandapani said. She and the three other high school students chosen for the program were selected by their school guidance department and science teachers as the best science students in the school. Bristol-Myers Squibb supports the students with a stipend and recognition at an end of the summer event. Bristol-Myers Squibb is a pharmaceutical company headquartered in New York City, locally they are based in Wallingford, CT.



Jerry Domian

Below DeVika Dhandapani, BMS Summer Science Intern works on her project in Dr. King's lab. **Above** Alberto Distefano studies a specimen under the microscope in Dr. Stern's lab. **Right** Dr. Michael Stern, DeVika, and Alberto.



Jerry Domian

continued from page 3, *Head and Neck Cancer*

ous neck nodes. This function sparing technique has now spread nationwide due to Dr. Sasaki's early efforts at the Yale-New Haven Hospital.

Sasaki was also able to upgrade the equipment used in the Head and Neck program as a result of the funding he received. He has added ultrasound technology, four laryngoscopes with video capabilities to enable hard copies of the patient's throat to be recorded, a swallow station, which helps patients after treatment, and microscope stations in each examining room. The nurse coordinator position, additional speech pathologist and two additional physicians were also added. "The clinical development fund allowed us to create an infrastructure, which will help us to move beyond the funding period with increased revenues and philanthropic support," Sasaki said.

The program currently attracts over 1,000 new patients annually, drawing from the entire state of Connecticut, the Hudson Valley, New York City and parts of New Jersey. Sasaki hopes to see the patient population increase with the availability of the patient advocate and website to assist patients. For more information, please refer to www.yaleheadand-neck.org, e-mail: H&Npatientadvocate@yale.edu, or call 203-785-2593.

Clinical Trials Education Series

The National Cancer Institute has collaborated with the Cancer Information Service (CIS) to create a Clinical Trials Education Series to educate families, health professionals, and the general public about cancer clinical trials. "We recognize that most people understand very little about clinical trials; by collaborating with organizations throughout New England, the Cancer Information Service's Partnership Program is working to increase the public's knowledge of clinical trials," Hilarie Campbell, the CIS Partnership Program Coordinator explained.

The education series provides a comprehensive set of teaching tools including booklets, videos, and slide programs to help raise awareness of clinical trials available for cancer patients and to dispel myths and fears related to participation in trials. For more information on the program or to order copies of the materials, please call 1-800-4-CANCER or visit www.cancer.gov/publications.

Yale Acquires New Instrument to Advance Cancer Research

THE YCC/KECK MASS SPECTROMETRY RESOURCE at Yale Cancer Center recently received the largest instrumentation grant awarded to the Yale University School of Medicine. The \$1.4 million dollar grant for the purchase of an FT-ICR Mass Spectrometer will significantly benefit cancer research and many other research projects. The FT-ICR Mass Spectrometer provides extremely accurate mass determinations at high sensitivity. This instrument allows the identification of proteins and their post-translational modifications, which are structural changes that are often critical for normal and abnormal cellular function.

The performance of the FT-ICR should greatly exceed that of other mass spectrometers in the YCC/Keck Mass Spectrometry Resource in three areas: resolution, mass accuracy, and the ability to fragment proteins. For example, the FT-ICR is capable of achieving a resolution as high as 900,000 at a mass of 857 daltons; currently the highest resolution attainable on mass spectrometers at Yale is about 20,000. The 1.5 parts per million mass accuracy of the FT-ICR also out-performs the 5 parts per million mass accuracy that can be obtained on other instruments at Yale. The sequencing of peptides and small proteins benefits from the three methods of fragmentation offered by the FT-ICR versus the one method typically employed by other mass spectrometers.

Dr. Alan G. Marshall, who directs the Ion Cyclotron Program at the National High Magnetic Field Laboratory in Tallahassee, FL, was delighted to hear that the YCC/Keck Mass Spectrometry Resource was awarded funding to acquire an FT-ICR. Dr. Marshall said, "the new instrument should prove uniquely useful for identifying the fundamental modifications to proteins that make human cells different in different tissues and organs of the body."

It is estimated that humans may contain 30,000-35,000 (or more) different proteins with only a subset being expressed in a given cell type. Cancer often results in altering the relative level of expression of individual proteins and their modifications. Many predict that identifying these changes in protein expression will allow for earlier diagnosis, more accurate classification of the type of cancer, and bet-



Above Grant Participants. *Top Row:* Kevin Behar, Kenneth Williams, Perry Miller, and Walter McMurray. *Bottom Row:* Kathryn Stone, Csaba Horvath, Ruth Halaban, and Hui Zhang.

ter understanding of the disease. One important area of use for this instrument will be to detect differences in protein expression as growing cells undergo the transition from a normal to metastatic state. The extremely high resolution and mass accuracy of the newly acquired FT-ICR Mass Spectrometer will give researchers improved opportunity to detect these subtle changes in the human proteome.

Dr. Kenneth Williams, the Principal Investigator on this grant and the Director of the HHMI Biopolymer/Keck Foundation Biotechnology Resource Laboratory explained, "this grant, which was made possible by the dedicated efforts of the Co-Directors, Kathy Stone and Walt McMurray, other staff of the YCC/Keck Mass Spectrometry Resource, and by the strong support of the twenty-five key personnel at Yale and seven other institutions, will bring a uniquely powerful resource within reach of the Yale University scientific community."

"Analysis carried out on this state-of-the-art mass spectrometer should substantially strengthen research programs which are directed at utilizing the rapidly evolving science of proteomics to better diagnose, understand, and treat cancer, as well as many other diseases," Dr. Williams continued.

Spotlight on Nursing: Clinical Research Nursing

CLINICAL RESEARCH NURSES are an integral part of the ongoing search for cancer cures. The increasing number of clinical trials available to cancer patients gives both the physician and the patient alternative treatment options. Clinical trials are research studies that help physicians and researchers find methods to improve patient care. Individual studies are created to answer scientific questions and to discover better ways to prevent, diagnose, or treat cancer. Clinical research nurses play a critical role in monitoring the patient's health and determining the safety and effectiveness of their treatment.

Clinical trials are often the final step of a long scientific process, which begins in a research laboratory, to develop new approaches to fighting cancer. They evaluate new drugs and combinations of agents, as well as new uses or dosages for existing medications.

Yale Cancer Center has divided their research nurses by disease site so that they may concentrate on patients on trial with similar symptoms and side effects. A collaborative effort is created between the physician, research nurse, and patient in an effort to offer maximum care. As trials have become more complex, more departments become involved with the care of the patient on trial; research nurses coordinate the care throughout. "We are in effect cheerleaders to get other disciplines involved and on the same page," Elspeth Knill-Selby, RN, OCN said.

While many patients are apprehensive about clinical trials it is important they realize that trials have gone through rigorous investigation before being approved for patient use. "Most people are unaware of the numerous tests trials have undergone before reaching the patient; research is never more important than the patient,"

Clinical research nurses are responsible for patient recruitment, ensuring regulatory compliance, explaining the protocol to the patient and their family, data collection and analysis, toxicity assessments, and educating the nursing staff and community oncology offices on protocols. "We are one another's support system," Knill-Selby asserted when asked how she dealt with the pressures of research nursing. Arlene Hsu, RN, OCN, Linda Rink, RN, Barbara Siconolfi, RN, and Inger Christensen, RN are currently recruiting patients for clinical trials at Yale Cancer Center.



Above Juris Vikmanis reviews his progress with Arlene Hsu, RN, OCN. **Left** Arlene Hsu, RN, OCN speaks with a patient on trial. The patient, who asked not to be identified, could not say enough about the care she was getting from nursing staff. "The amount of attention is great, more so than when visiting a regular doctor, they (her research nurses) are right with you every step of the way," she said..



Jerry Domian

Understanding Cancer:

Second Wednesdays' Lecture Series

YNHH East Pavilion Cafeteria, 6:00 – 8:00 pm
For Reservations, Please Call (203) 688-2000
For More Information, Please Call (203) 737-2439

October 9, 2002

Breast Cancer: HRT, Issues in Mammography, and Options for Care
Dr. Vincent T. DeVita, Jr., Director of Yale Cancer Center
Dr. Donald Lannin, Director of the Yale Breast Care Center

November 13, 2002

Lung Cancer: Current Therapies and Future Directions
Dr. John Murren, Associate Professor, Medical Oncology
Marianne Davies, RN, MSN, ACNP, APRN

January 8, 2003

Coping with Depression: Tools and Strategies
Bonnie Indeck, MSW, LCSW

February 12, 2003

Gynecologic Oncology Panel
Speakers to be announced

March 12, 2003

Prostate Cancer: The Modern Era
Dr. Richard Peschel, Professor, Therapeutic Radiology

April 9, 2003

*Dispelling Myths, Navigating Treatment Options
and Using New Technology*
Bonnie Indeck, MSW, LCSW

UPCOMING EVENTS

September 30, 2002
5th Annual Burger King Children's Charities
Golf and Tennis Classic
Brookdale Country Club, Florham Park, NJ
For more information, (212) 929-4757

October 9, 2002
Understanding Cancer: *Second Wednesdays Lecture Series*
Breast Cancer: HRT, Issues in Mammography,
and Options for Care
6:00 p.m. For more information,
please call (203) 688-2000

November 2, 2002
Y-ME Annual Breast Cancer Symposium
9:00 a.m. For more information,
please call (203) 483-8200

November 13, 2002
Understanding Cancer: *Second Wednesdays Lecture Series*
Lung Cancer: Current Therapies and Future Directions
6:00 p.m. For more information,
please call (203) 688-2000

December 4, 2002
Patient Holiday Party
Harkness Lounge, Yale School of Medicine. 5:30 PM
For information, please call Kelly at (203) 737-2439

December 7, 2002
Dr. Mel Goldstein Booksigning
To support the Dr. Mel Goldstein Multiple Myeloma
Research Fund at Yale Cancer Center
The Complete Idiot's Guide to Weather, Second Edition
11:00 am-1:00 pm, First Church of Christ, Bethany, CT
For more information, please call Sheila at (203) 393-0599

Please check the Yale Cancer Center Calendar of Events frequently
for new information at: <http://info.med.yale.edu/ycc/ni02.htm>

Yale Cancer Center's quarterly newsletter is written to inform the public and the Center's friends, volunteers, donors, and staff on current items of interest at Yale Cancer Center. All inquiries should be addressed to: Renee Moore, *Public Affairs Manager*, 100 Church Street South, Suite 211 New Haven, CT 06519-1714

Yale

CANCER
CENTER

Yale-New Haven Hospital
Yale University School of Medicine
P.O. Box 208028
New Haven, CT 06520-8028

NON-PROFIT ORG.
U.S. POSTAGE
PAID
NEW HAVEN, CT
PERMIT # 470



A Comprehensive Cancer Center
Designated by the National Cancer Institute